

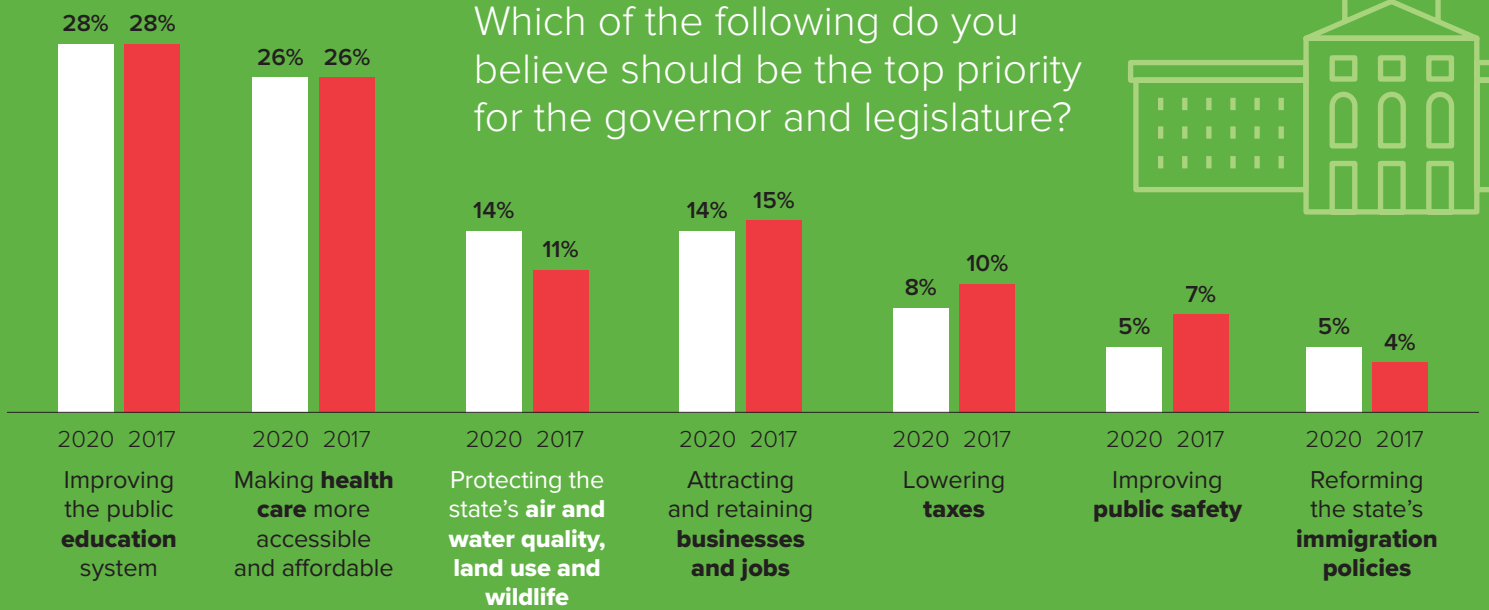
# HOOSIERS' ATTITUDES AND OPINIONS ABOUT ENVIRONMENTAL ISSUES



In March 2017 and in January 2020, the Nina Mason Pulliam Charitable Trust enlisted the independent Morrison Institute for Public Policy at Arizona State University to survey a representative sample of registered Indiana voters to gauge attitudes toward and beliefs about the environment and environmental protection.

## TOP POLICY PRIORITIES

Hoosiers rank the environment among their **top three priorities** for the governor and legislature to address.




78%

of Hoosiers say, "Protecting the environment should be given priority, even at the risk of slowing economic growth."



72%

of Hoosiers say Indiana's parks, preserves, forests and open spaces are **very important** to them.



## HOOSIERS' TOP ENVIRONMENTAL CONCERNS

Indiana voters are **very** or **somewhat** concerned about the following environmental issues:



88%

**Pollution in rivers, lakes and reservoirs**

46% very concerned  
42% somewhat concerned



81%

**Protection of the state's wildlife**

40% very concerned  
41% somewhat concerned



77%

**Air quality in the state's cities and large towns**

29% very concerned  
48% somewhat concerned



75%

**Greenhouse gas emissions from coal-fired power plants**

40% very concerned  
35% somewhat concerned



74%

**Vehicle air emissions**

30% very concerned  
44% somewhat concerned



69%

**Pollution from concentrated animal feeding operations**

32% very concerned  
37% somewhat concerned



68%

**Land-use policies**

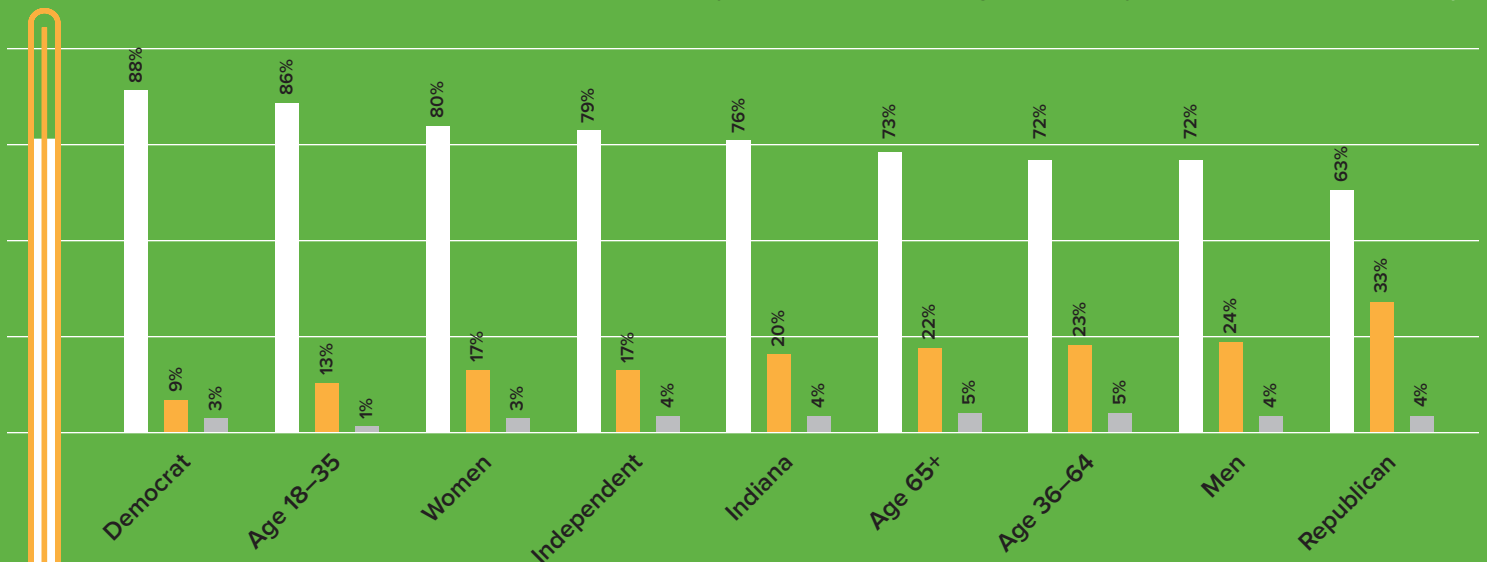
22% very concerned  
46% somewhat concerned

## PERCEPTIONS SURROUNDING CLIMATE CHANGE

76% of Hoosiers believe the earth's average temperature is rising.

Of those who believe the earth's temperature is rising, 79% say they believe climate change is primarily the result of **human activity**.

■ YES ■ NO ■ DON'T KNOW



50%

of Indiana voters believe Indiana has experienced an **increase in rain and flooding** over the past 10 years.



69% of Hoosiers agree or strongly agree **climate change** is one of the **most serious problems** facing the world today.

## HOOSIERS' INTENSITY OF CONCERN ABOUT THE ENVIRONMENT IS INCREASING








# 80%

of voters in 2020 believe **environmental issues facing Indiana**, such as water and air quality, land and water use, and wildlife protection are **serious or very serious** and need to be addressed immediately. **Up from 75% in 2017.**



## WATER SUPPLY AND WATERWAY HEALTH

What Hoosiers agree or strongly agree about Indiana's water and waterways:

-  69% Indiana's waterways are polluted and need to be cleaned up.
-  89% Healthy, unpolluted waterways increase the state's property values.
-  51% Indiana's waterways are well maintained.
-  81% Indiana's waterways are easily accessible to the general public.
-  58% Indiana's drinking water is healthy and unpolluted.
-  79% Hoosiers take personal pride in Indiana's waterways.
-  63% The White River is polluted and needs to be cleaned up.

Does Indiana have enough water to cover all its needs for the next 50 years? **47% YES** **19% NO** **34% DON'T KNOW**

### Water priorities in 2020

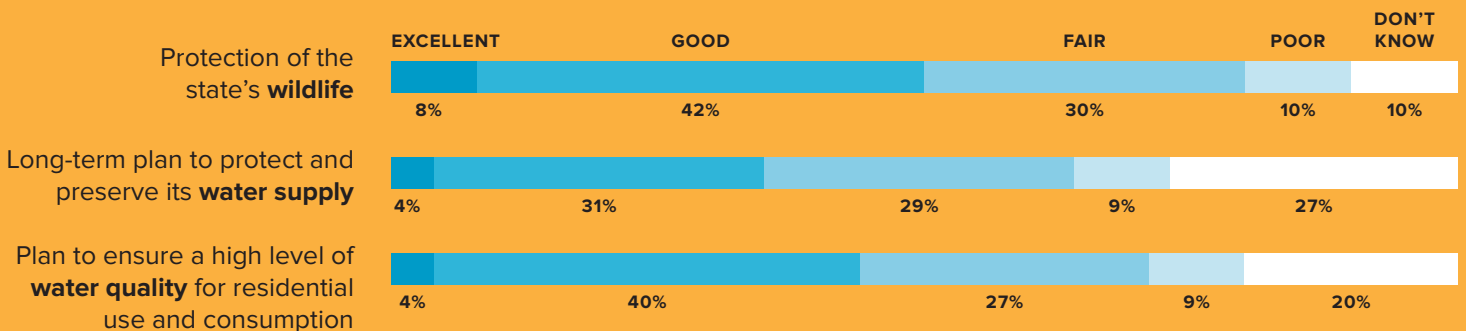
When asked to **assume water supply for home use is the first priority**, half of Indiana voters said water for **agriculture** is second priority (50%) and one-third (35%) said **sustaining flows for rivers and wildlife** is third.



**Other choices were water for:**  
 More development and new homes (8%)  
 New industries in the state (5%)  
 Landscaping, swimming pools and non-essential home uses (2%)

## VOTERS' VIEWS ABOUT GOVERNMENT AND POLICIES

How do Hoosiers rate the state government's:



**More than 6 in 10** Indiana registered voters believe the **governor and legislature** should require regulation to **reduce greenhouse gases**.

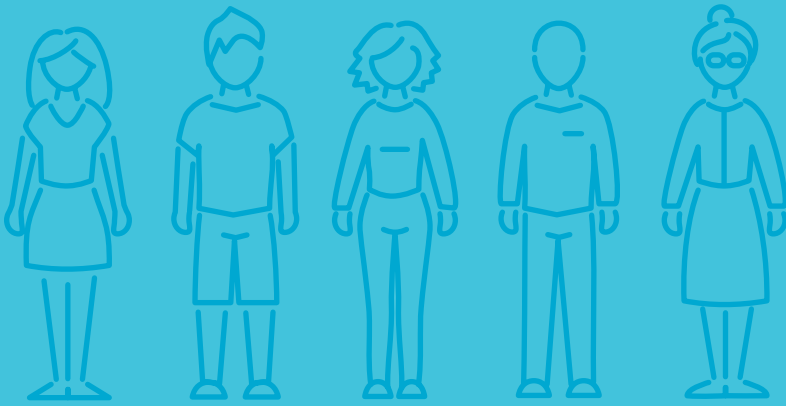
**63%** of voters feel Indiana should do more to **develop alternative energy sources**, such as solar and wind power.



**72%** strongly agree that the **federal government** needs to do more to combat climate change.



**70%** strongly agree the **state government** needs to do more to combat climate change.



## SURVEY METHODOLOGY AND REPORT

For both the 2017 and 2020 surveys, a representative sample of 800 registered voters were polled. The sample was designed to match the political and demographic characteristics of Indiana according to the most recent voter data. The surveys were conducted by phone and were presented in English and Spanish. Each poll has a +/- 3 percentage point margin of error and the results were analyzed at a confidence level of 95%, meaning it is unlikely that the attitudes and opinions of Hoosiers fall outside the polls' margins of error.

To read the full survey reports, and for a digital version of this document, visit [ninapulliamtrust.org/environmental-polls](https://ninapulliamtrust.org/environmental-polls).



## NINA MASON PULLIAM CHARITABLE TRUST

The Nina Mason Pulliam Charitable Trust seeks to help people in need, especially women, children and families; to protect animals and nature; and to enrich community life, primarily in metropolitan Phoenix and Indianapolis.

The Trust focuses its environmental efforts on protecting, restoring and maintaining critical waterways, open spaces and wildlife habitat, and increasing awareness of environmental issues in Arizona and Indiana, the states where we invest.



Building a Legacy of Community Grantmaking since 1998

[ninapulliamtrust.org](https://ninapulliamtrust.org)



[morrisoninstitute.asu.edu](https://morrisoninstitute.asu.edu)